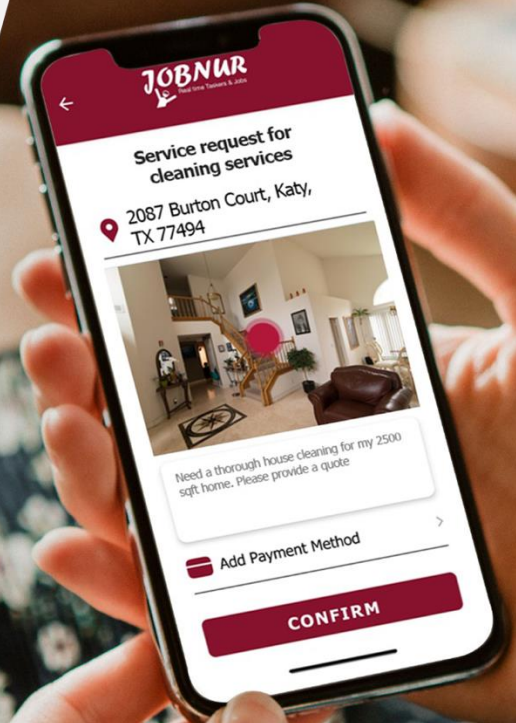




How to Reset Password


Version: v1.0

Date Issued: 08/10/2025



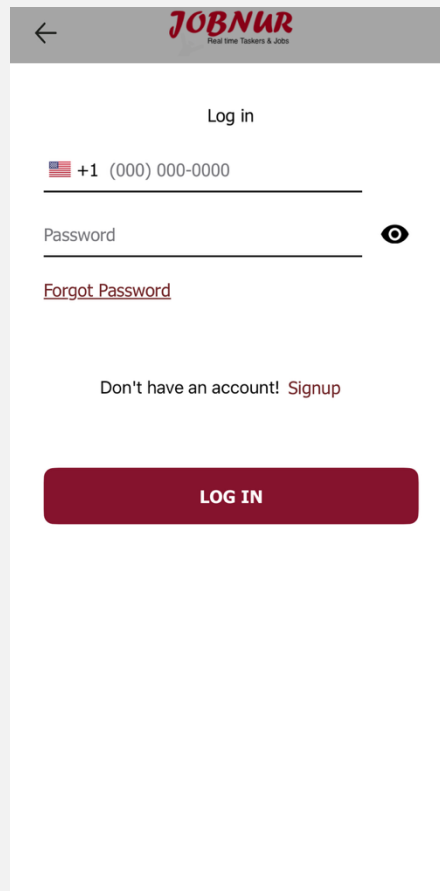
Step 1

Click on LOG IN



Step 2

Click on Forgot Password link

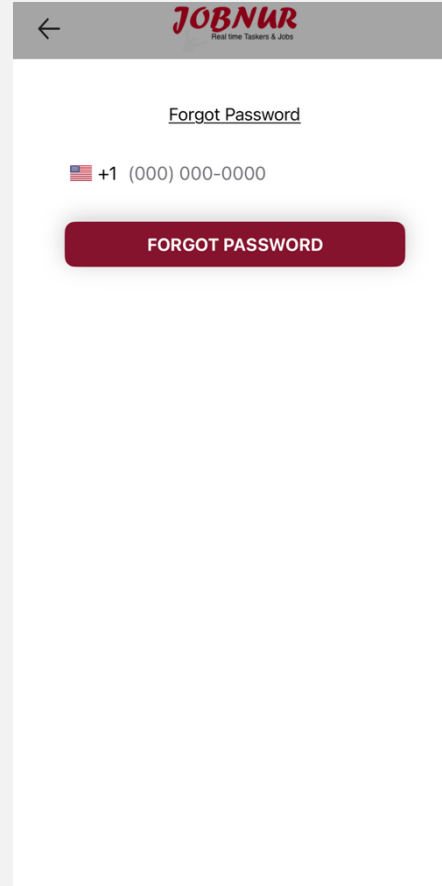


The screenshot shows the login interface of the JOBNUK mobile app. At the top, there is a grey header bar with a back arrow on the left and the JOBNUK logo on the right. The logo consists of the word 'JOBNUK' in a bold, red, stylized font, with the tagline 'Real time Taskers & Jobs' in a smaller, black font underneath. Below the header, the text 'Log in' is centered. There are two input fields: the first is for a phone number, showing a US flag icon, a '+1' prefix, and a placeholder '(000) 000-0000'; the second is for a password, with a toggle icon (an eye) to its right. Below the password field is a link that says 'Forgot Password' in red text. Further down, there is a text prompt 'Don't have an account!' followed by a 'Signup' link in red. At the bottom of the form is a large, dark red button with the text 'LOG IN' in white, uppercase letters.

Step 3


Enter you Cell #

Click FORGOT PASSWORD



← **JOBNUK**
Real time Taskers & Jobs

Forgot Password

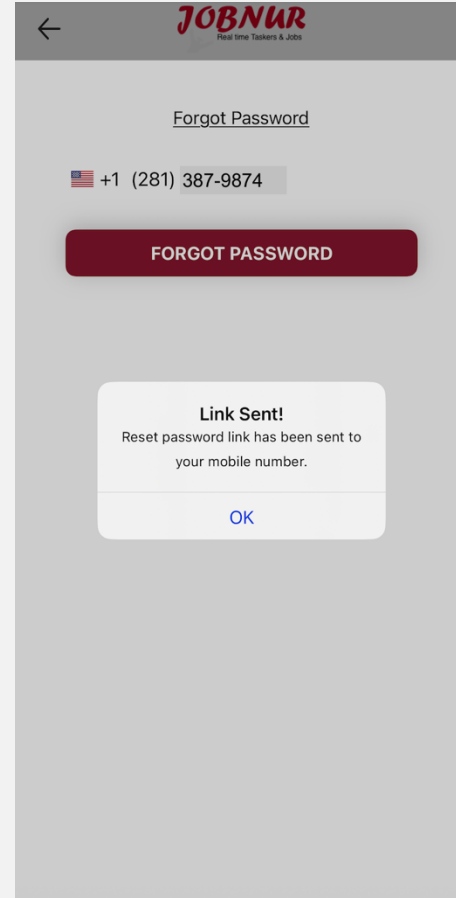
 +1 (000) 000-0000

FORGOT PASSWORD

Step 4

Password Reset Link is
sent to you via Text

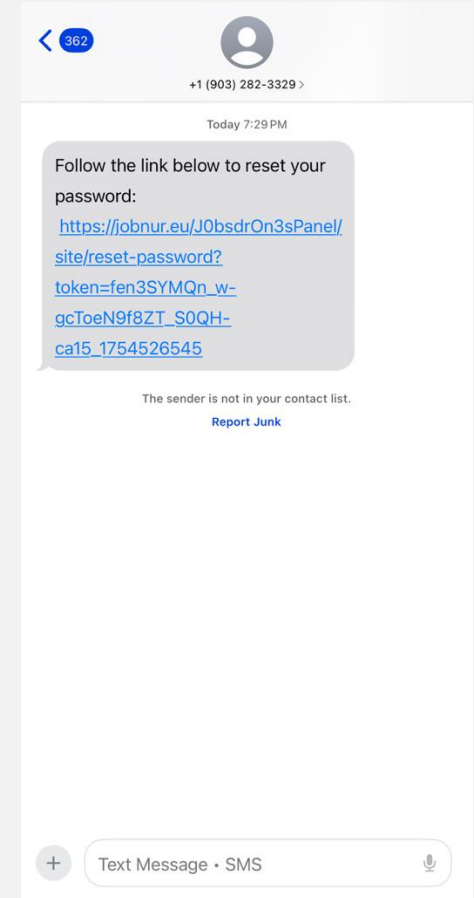
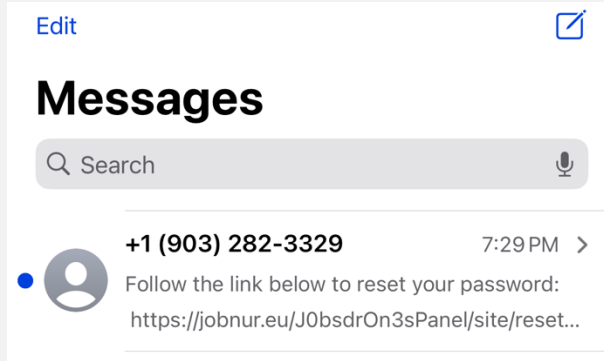
OK



Step 5

Check your Text message for
Password reset link

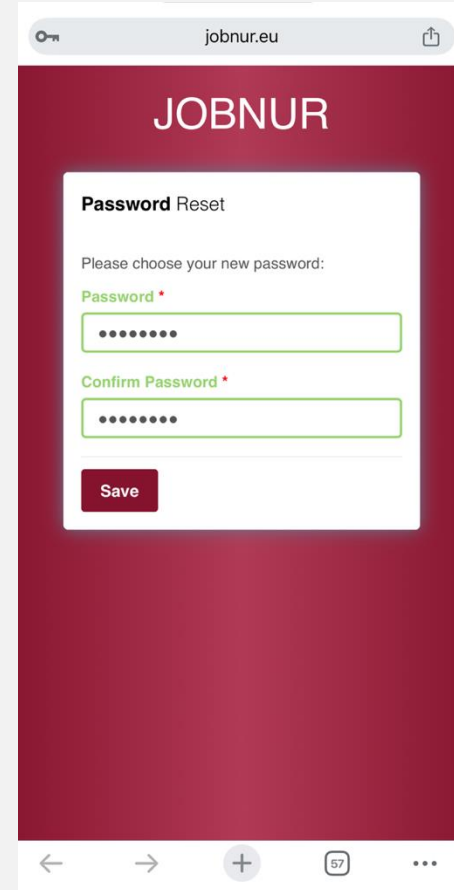
Open Text and click on the URL



Step 6

Enter your new password
and confirm password

Save



The screenshot shows a mobile app interface for 'JOB NUR'. The background is a solid dark red color. At the top, there is a white header bar with a browser-like address bar containing 'jobnur.eu' and a share icon. Below the header, the word 'JOB NUR' is displayed in white capital letters. The main content area is a white card titled 'Password Reset'. Inside the card, the text 'Please choose your new password:' is followed by two input fields. The first field is labeled 'Password *' in green text and contains seven black dots. The second field is labeled 'Confirm Password *' in green text and also contains seven black dots. Below these fields is a red button with the word 'Save' in white text. At the bottom of the screen, there is a white navigation bar with four icons: a back arrow, a forward arrow, a plus sign in a circle, and a tab icon with the number '57'.